

NORTH CENTRAL ZONE SUMMARY SHEET

KEY FINDINGS

MARCH 2019

The 2018 Nigeria HIV/AIDS Indicator and Impact Survey (NAIIS) was a national household-based survey that assessed the prevalence of human immunodeficiency virus (HIV) and related health indicators. Data collection in North Central Zone was done from July through December 2018. Data were collected from household members age 0-64 years. Home-based HIV counseling and testing services were provided to people who participated in the survey. Participants receiving an HIV-positive test result were linked to treatment services. NAIIS data includes national, zonal, and state information on HIV control activities in Nigeria.

NAIIS was led by the Government of Nigeria through the Federal Ministry of Health (FMoH) and the National Agency for the Control of AIDS (NACA), conducted with funding from the United States (U.S.) President’s Emergency Plan for AIDS Relief (PEPFAR) and the Global Fund to Fight AIDS, Tuberculosis and Malaria with technical assistance from the U.S. Centers for Disease Control and Prevention (CDC). The survey was implemented by the NAIIS Consortium, led by the University of Maryland, Baltimore (UMB) under the supervision of the NAIIS Technical Committee.

SURVEY RESULTS



HIV Indicator	Female		Male		Total		Unweighted sample size
	%	95% CI*	%	95% CI	%	95% CI	
HIV prevalence †							
15–49 years	2.8	2.4–3.1	1.1	0.8–1.3	2.0	1.7–2.2	29,655
15–64 years	2.8	2.4–3.1	1.4	1.1–1.6	2.1	1.8–2.4	34,144
Viral load suppression ‡							
15–49 years	66.4	61.1–71.7	52.6	41.4–63.8	63.0	58.0–68.0	531
15–64 years	66.7	61.8–71.6	63.0	54.7–71.3	65.6	61.2–70.0	657

* The 95% CI (confidence interval) indicates the interval within which the true population parameter is expected to fall 95% of the time.

† The numerator for HIV prevalence is the number of people tested HIV-positive in each subgroup. The denominator is the number of people tested in each subgroup.

‡ Viral load suppression is defined as HIV RNA <1,000 copies per ml of plasma. The denominator for viral suppression is the number of PLHIV in each age group.

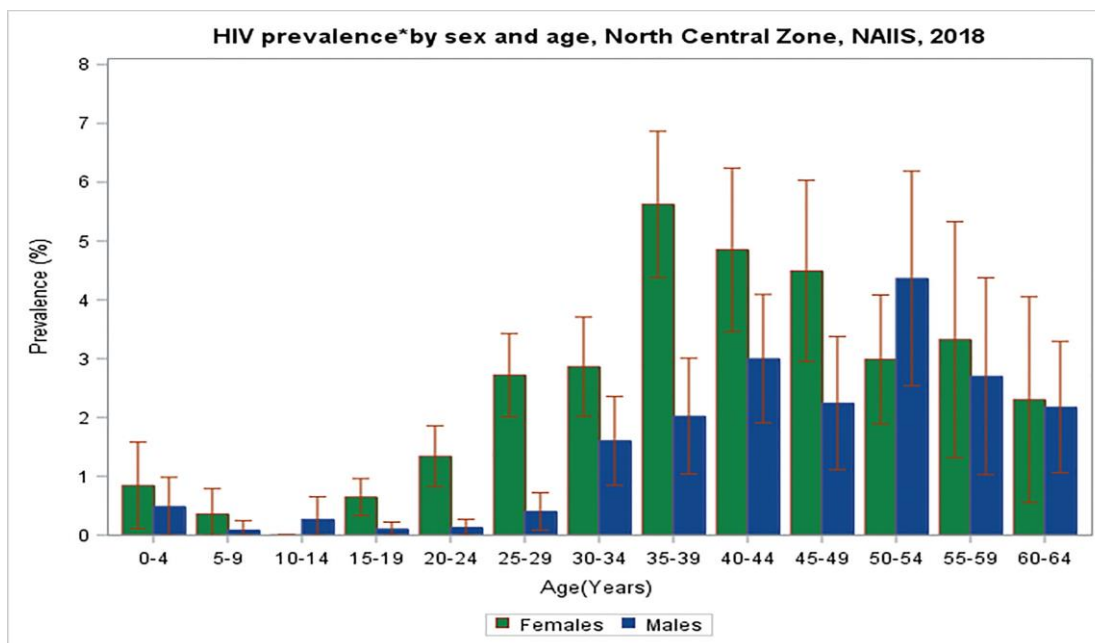
Prevalence of HIV among adults age 15-64 years was 2.1%, 2.8% among females and 1.4% among males.

Prevalence of viral load suppression (VLS) among people living with HIV (PLHIV) age 15-64 years in North Central Zone was 65.6%, 66.7% among females and 63.0% among males.

HIV PREVALENCE BY SEX AND AGE



HIV prevalence was the highest among females age 35-39 years at 5.6% and the highest among males age 50-54 years at 4.4%. The HIV prevalence gender disparity between females and males was greatest among younger adults, with females age 20-24 years (1.3%) having slightly more than 10 times the prevalence of males in the same age group (0.1).

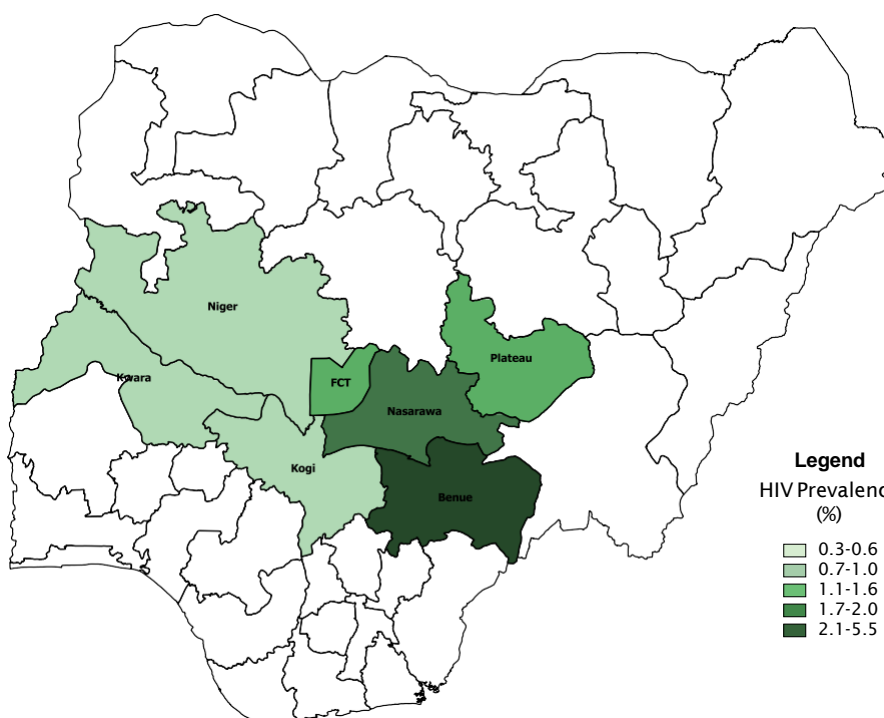


* The error bars show the 95% confidence intervals (CIs), the intervals within which the true population parameter is expected to fall 95% of the time.

HIV PREVALENCE AMONG PERSONS AGE 15-64 YEARS BY ZONE AND STATE



Among adults age 15-64 years, HIV prevalence varied by state across North Central Zone, ranging from 5.3% in Benue State to 0.7% in Niger State.



	HIV Prevalence (%)	95% CI*
North Central	2.1	1.8-2.4
Benue	5.3	4.3-6.3
Nasarawa	2.0	1.5-2.5
FCT	1.6	1.1-2.0
Plateau	1.6	1.2-2.0
Kwara	1.0	0.6-1.3
Kogi	0.9	0.6-1.3
Niger	0.7	0.5-1.0

* The 95% CI (confidence interval) indicates the interval within which the true population parameter is expected to fall 95% of the time.

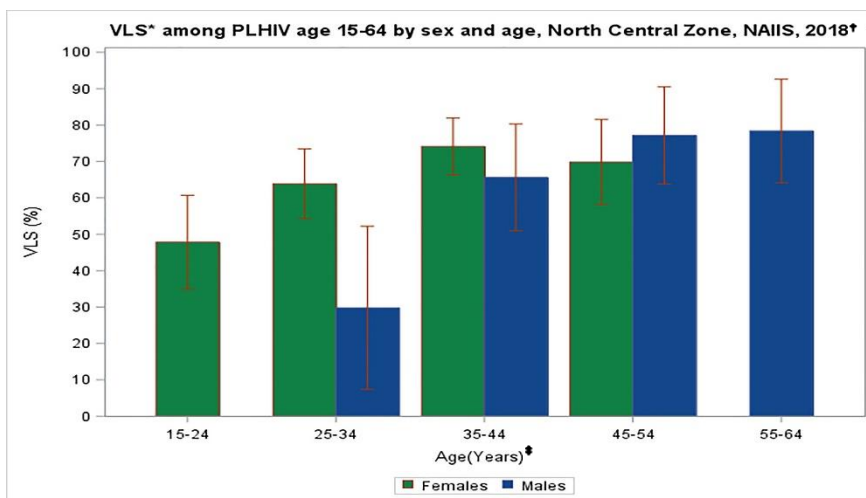
Legend
HIV Prevalence (%)

- 0.3-0.6
- 0.7-1.0
- 1.1-1.6
- 1.7-2.0
- 2.1-5.5

VIRAL LOAD SUPPRESSION AMONG PLHIV AGE 15-64 YEARS BY SEX AND AGE



VLS among PLHIV was the highest among males age 55-64 years at 78.4%, compared to the highest VLS among females age 35-44 years at 74.1%.

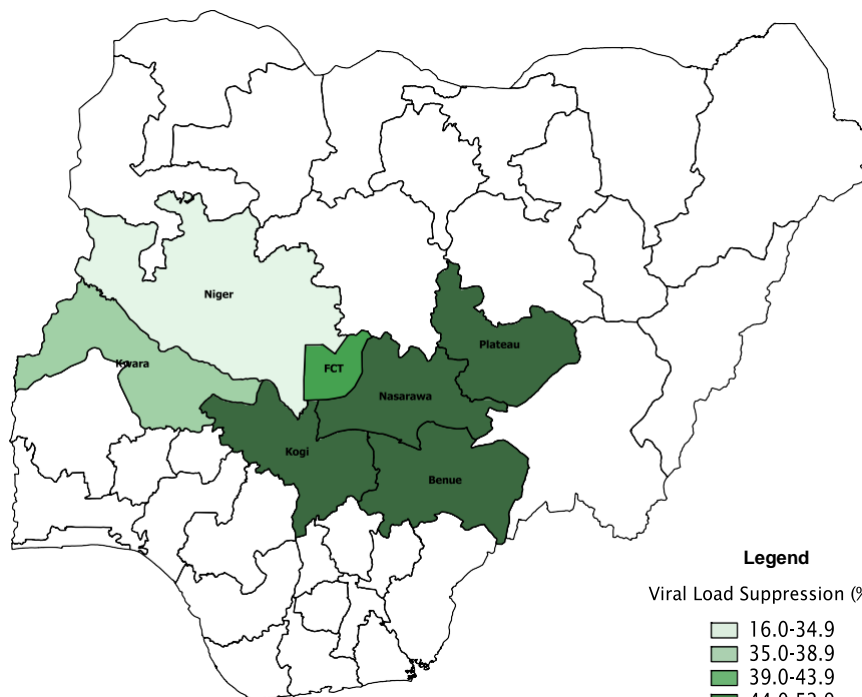


* VLS (viral load suppression) is defined as HIV RNA <1,000 copies per ml of plasma. The denominator for viral suppression is the number PLHIV in each age group.
 † The error bars show the 95% CIs (confidence intervals), the intervals within which the true population parameter is expected to fall 95% of the time.
 ‡ The estimates for females age 55-64 years and males age 15-24 years were not presented because the unweighted sample size was <30 people. The estimates for males age 25-34 years and 45-54 years were based on an unweighted sample size of 30-49 people and should be interpreted with caution.

VIRAL LOAD SUPPRESSION AMONG PLHIV AGE 15-64 YEARS BY ZONE AND STATE, NAIS 2018



Among PLHIV age 15-64 years, VLS varied by state across North Central Zone, ranging from 72.8 % in Benue State to 34.8 % in Niger State.



	Viral Load Suppression (%) [*]	95% CI [†]
North Central	65.6	61.2–70.0
Benue	72.8	66.8–78.8
Nasarawa	71.3	62.9–79.7
Plateau	65.4	54.9–75.9
Kogi	59.6	45.4–73.8
FCT	52.9	40.9–64.9
Kwara	36.5	17.8–55.1
Niger	34.8	19.3–50.3

* Viral load suppression is defined as HIV RNA <1,000 copies per ml of plasma. The denominator for viral suppression is the number PLHIV age 15-64 years.
 † The 95% CI (confidence interval) indicates the interval within which the true population parameter is expected to fall 95% of the time.
 § Estimates in parentheses were based on an unweighted sample size of 30-49 people and should be interpreted with caution.

Legend
 Viral Load Suppression (%)

- 16.0-34.9
- 35.0-38.9
- 39.0-43.9
- 44.0-52.9
- 53.0-75.1

CONCLUSIONS



- HIV prevalence estimates varied by state in North Central Zone, with the highest prevalence in Benue State and the lowest prevalence in Niger State.
- In North Central Zone, 13 out of 20 PLHIV achieved viral suppression.
- North Central Zone will focus efforts on ensuring those infected with HIV achieve viral suppression, minimizing the risk for HIV transmission and moving Nigeria closer to controlling the HIV epidemic.



RESPONSE RATES AND HIV TESTING METHODS

Of 16,796 eligible households in North Central Zone, 93.3% completed the household interview. Of 21,306 eligible women and 18,957 eligible men age 15-64 years, 85.3% of women and 84.3% of men were both interviewed and tested for HIV.

HIV prevalence testing was conducted in each household using a serological rapid diagnostic testing algorithm based on Nigeria's National HIV Testing Guidelines, with laboratory confirmation of seropositive samples using a supplemental assay.

The Government of Nigeria is grateful to all citizens who agreed to be part of NAIIS. Their dedication and willingness will help improve the lives of all Nigerians.



NAIIS is supported by PEPFAR through CDC under the terms of cooperative agreement GH18-1813, GH002108 and by the Global Fund to Fight AIDS, Tuberculosis and Malaria under contract NGA-H-NACA. The findings in this report should be considered preliminary and are subject to change. The findings and conclusions in this report are those of the authors and do not necessarily represent the official position of the funding agencies.